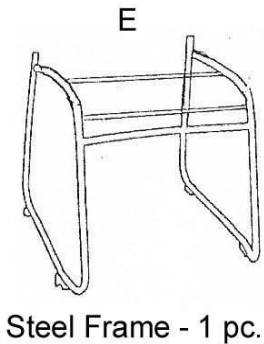
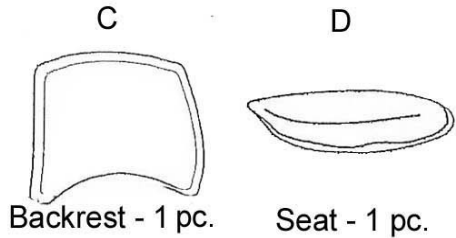
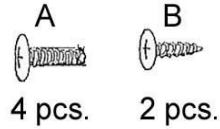


Parts Listing

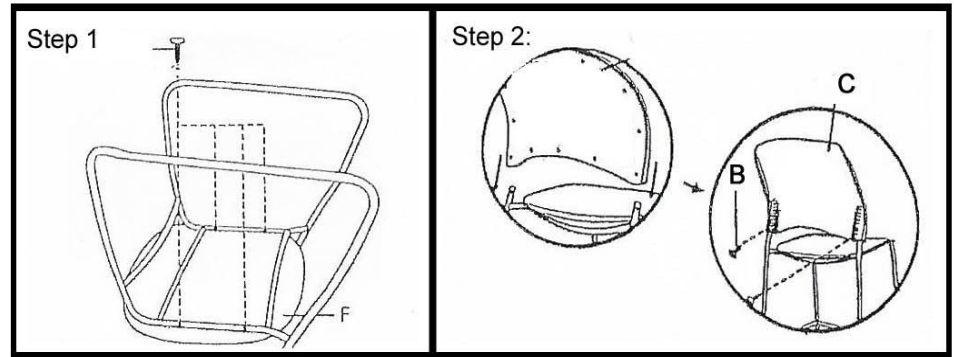


Tools Needed: Phillips Screwdriver



Step 1: Attach (D) Seat to (E) Steel Frame by using four (A) screws and your screwdriver. **DO NOT FULLY TIGHTEN SCREWS! LEAVE THEM SOMEWHAT LOOSE FOR THE NEXT STEP.**

Step 2: Place (C) Backrest on top of (E) Steel Frame. Line up the two holes on the back of the (C) Backrest and connect using the two (B) Screws. Then, fully tighten all screws.



Questions? Please call 1-800-443-5117.
 Customer Service available 8:30 - 5:00 Central Time, Monday - Friday