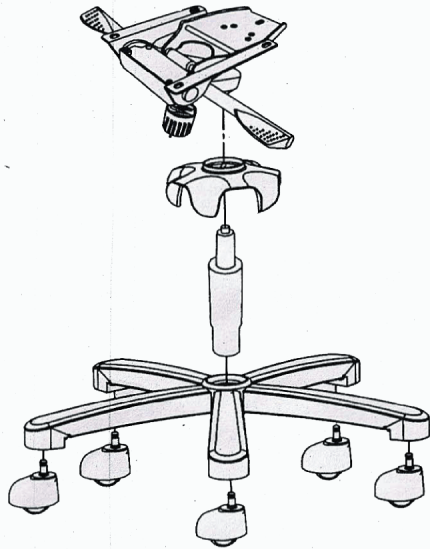
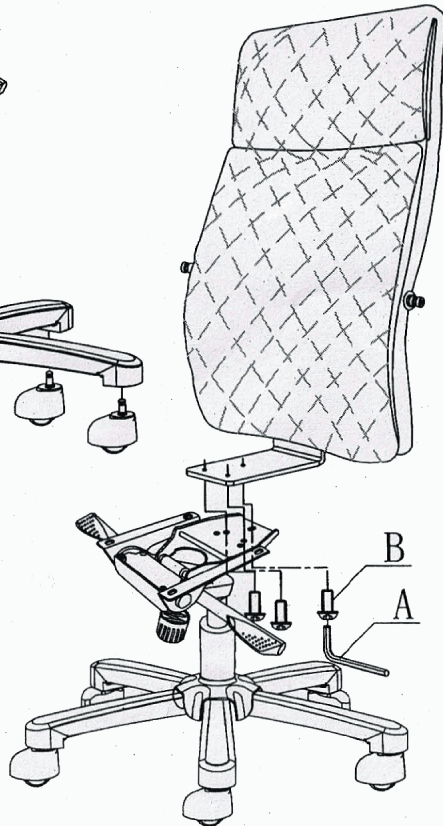


# ASSEMBLY INSTRUCTIONS

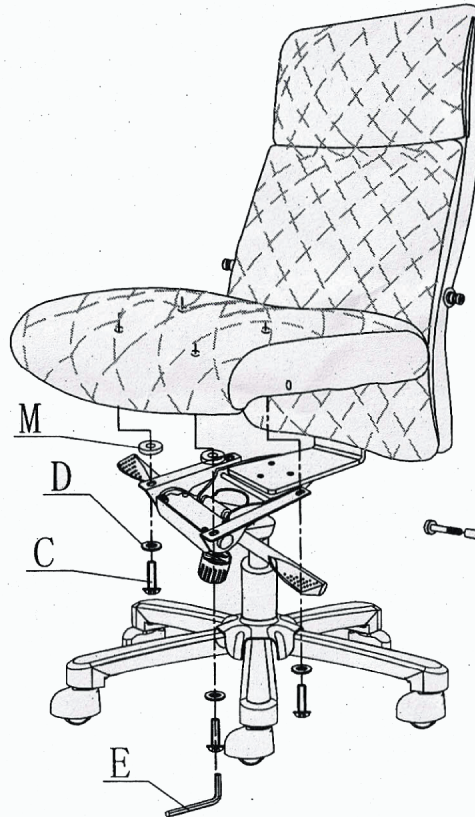
STEP 1



STEP 2
















STEP 3



STEP 4



	NO.	A	B	C	D	E	F	G	H	I	J	K	L	M
CM-F106AS	TYPE	 6mm	 M8x16	 M6x25		 5mm						 4mm	 M6x10	
	QTY.	1 PC	3 PCS	4 PCS	4 PCS	1 PC	2 PCS	2 PCS	2 PCS	2 PCS	2 PCS	1 PC	2 PCS	2 PCS